



Location: CMA5b - Pedestrian Plaza

Report on 24-hour TSP monitoring for EP-376/2009

Action Level - 209.9 µg/m<sup>3</sup>

Limit Level - 260 µg/m<sup>3</sup>

Date	Sampling Time	Weather Condition	Filter paper no.	Filter Weight, g		Elapse Time, hr		Sampling Time, hr	Flow Rate, m <sup>3</sup> /min			Total Volume, m <sup>3</sup>	TSP Level, µg/m <sup>3</sup>
				Initial	Final	Initial	Final		Initial, Q <sub>si</sub>	Final, Q <sub>sf</sub>	Average		
02-May-18	08:00	Cloudy	25283	2.6759	2.7503	10173.36	10197.36	24.00	1.01	1.01	1.01	1454	51.2
08-May-18	08:00	Rainy	25439	2.6578	2.7503	10200.36	10224.36	24.00	1.02	1.03	1.02	1475	62.7
14-May-18	08:00	Fine	25563	2.6793	2.7312	10227.36	10251.36	24.00	1.02	1.02	1.02	1463	35.5
19-May-18	08:00	Fine	25623	2.6612	2.7300	10254.36	10278.36	24.00	1.01	1.01	1.01	1459	47.2
25-May-18	08:00	Cloudy	25760	2.6675	2.7473	10281.36	10305.36	24.00	1.01	1.01	1.01	1458	54.7

Report on 1-hour TSP monitoring for EP-376/2009

Action Level - 339.7 µg/m<sup>3</sup>

Limit Level - 500 µg/m<sup>3</sup>

Date	Sampling Time	Weather Condition	Filter paper no.	Filter Weight, g		Elapse Time, hr		Sampling Time, hr	Flow Rate, m <sup>3</sup> /min			Total Volume, m <sup>3</sup>	TSP Level, µg/m <sup>3</sup>
				Initial	Final	Initial	Final		Initial, Q <sub>si</sub>	Final, Q <sub>sf</sub>	Average		
03-May-18	08:07	Cloudy	25124	2.6612	2.6728	10197.36	10198.36	1.00	1.01	1.01	1.01	61	191.2
03-May-18	09:19	Cloudy	25468	2.6875	2.6929	10198.36	10199.36	1.00	1.01	1.01	1.01	61	89.0
03-May-18	10:25	Cloudy	25437	2.6906	2.6996	10199.36	10200.36	1.00	1.01	1.01	1.01	61	148.3
09-May-18	08:11	Rainy	25547	2.6874	2.6929	10224.36	10225.36	1.00	1.03	1.03	1.03	62	89.4
09-May-18	09:35	Rainy	25553	2.6701	2.6774	10225.36	10226.36	1.00	1.03	1.03	1.03	62	118.6
09-May-18	10:39	Rainy	25557	2.6738	2.6797	10226.36	10227.36	1.00	1.03	1.03	1.03	62	95.9
15-May-18	08:02	Fine	25572	2.6573	2.6630	10251.36	10252.36	1.00	1.02	1.02	1.02	61	93.5
15-May-18	09:34	Fine	25545	2.6778	2.6983	10252.36	10253.36	1.00	1.05	1.05	1.05	63	326.1
15-May-18	13:00	Fine	25649	2.6779	2.6821	10253.36	10254.36	1.00	1.02	1.02	1.02	61	68.9
21-May-18	08:03	Fine	25669	2.6779	2.6813	10278.36	10279.36	1.00	1.01	1.01	1.01	61	55.9
21-May-18	09:57	Fine	25741	2.6708	2.6798	10279.36	10280.36	1.00	1.01	1.01	1.01	61	147.9
21-May-18	13:18	Fine	25748	2.6640	2.6699	10280.36	10281.36	1.00	1.01	1.01	1.01	61	96.9
26-May-18	13:00	Cloudy	25711	2.6525	2.6576	10305.36	10306.36	1.00	1.01	1.01	1.01	61	84.1
26-May-18	14:30	Cloudy	25713	2.6812	2.6858	10306.36	10307.36	1.00	1.01	1.01	1.01	61	75.8
26-May-18	15:47	Cloudy	25723	2.6736	2.6827	10307.36	10308.36	1.00	1.01	1.01	1.01	61	150.0



Location: CMA6a - WDII PRE Office

Report on 24-hour TSP monitoring for EP-376/2009

Action Level - 207.1 µg/m<sup>3</sup>

Limit Level - 260 µg/m<sup>3</sup>

Date	Sampling Time	Weather Condition	Filter paper no.	Filter Weight, g		Elapse Time, hr		Sampling Time, hr	Flow Rate, m <sup>3</sup> /min			Total Volume, m <sup>3</sup>	TSP Level, µg/m <sup>3</sup>
				Initial	Final	Initial	Final		Initial, Q <sub>si</sub>	Final, Q <sub>sf</sub>	Average		
02-May-18	08:00	Cloudy	25285	2.6769	2.7495	3877.29	3901.29	24.00	0.93	0.93	0.93	1341	54.1
08-May-18	08:00	Rainy	25458	2.6577	2.6943	3904.29	3928.29	24.00	1.12	1.12	1.12	1616	22.6
14-May-18	08:00	Fine	25583	2.6643	2.7107	3931.29	3955.29	24.00	1.11	1.11	1.11	1605	28.9
19-May-18	08:00	Fine	25638	2.6637	2.7067	3958.29	3982.29	24.00	1.08	1.08	1.08	1559	27.6
25-May-18	08:00	Cloudy	25761	2.6766	2.7100	3985.29	4009.29	24.00	1.05	1.05	1.05	1516	22.0

Report on 1-hour TSP monitoring for EP-376/2009

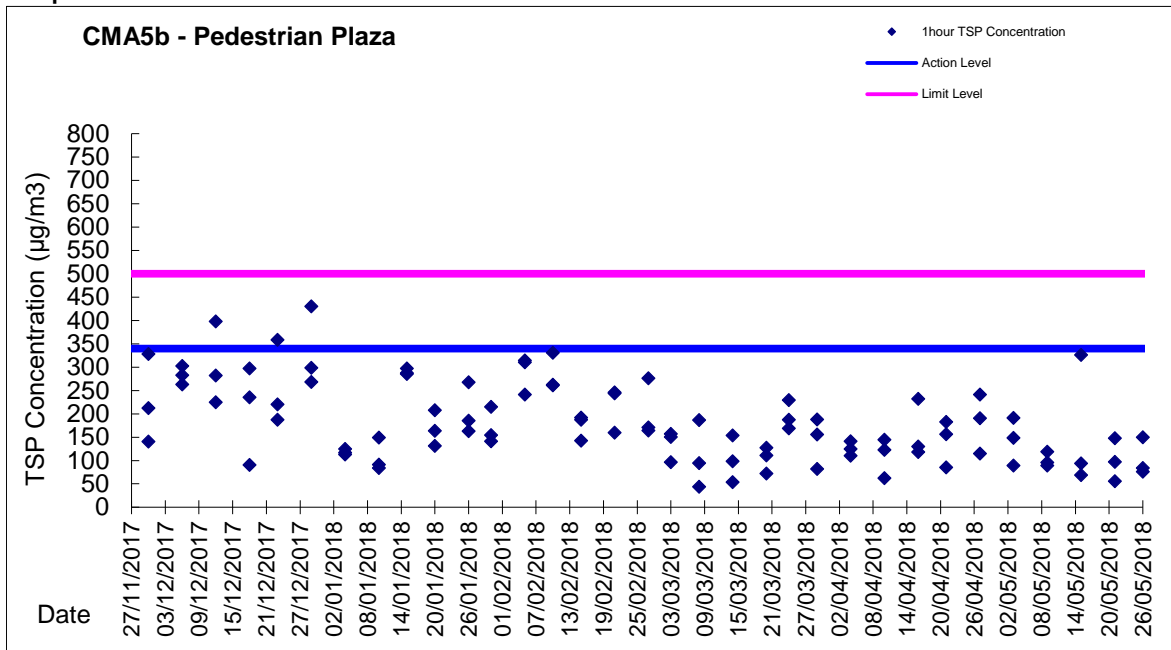
Action Level - 333 µg/m<sup>3</sup>

Limit Level - 500 µg/m<sup>3</sup>

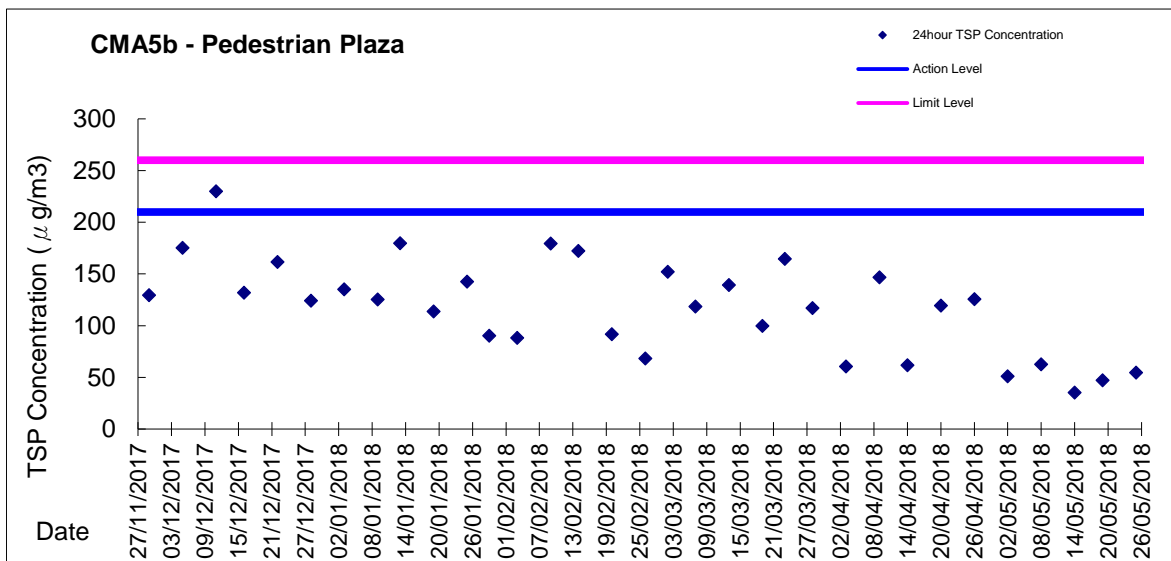
Date	Sampling Time	Weather Condition	Filter paper no.	Filter Weight, g		Elapse Time, hr		Sampling Time, hr	Flow Rate, m <sup>3</sup> /min			Total Volume, m <sup>3</sup>	TSP Level, µg/m <sup>3</sup>
				Initial	Final	Initial	Final		Initial, Q <sub>si</sub>	Final, Q <sub>sf</sub>	Average		
03-May-18	08:10	Cloudy	25123	2.6705	2.6807	3901.29	3902.29	1.00	0.93	0.93	0.93	56	182.2
03-May-18	09:30	Cloudy	25467	2.6639	2.6700	3902.29	3903.29	1.00	0.93	0.93	0.93	56	109.0
03-May-18	10:35	Cloudy	25463	2.6871	2.6941	3903.29	3904.29	1.00	0.93	0.93	0.93	56	125.0
09-May-18	08:05	Rainy	25549	2.6889	2.6920	3928.29	3929.29	1.00	1.12	1.12	1.12	67	46.0
09-May-18	09:30	Rainy	25588	2.6785	2.6816	3929.29	3930.29	1.00	1.12	1.12	1.12	67	46.0
09-May-18	10:32	Rainy	25559	2.6719	2.6755	3930.29	3931.29	1.00	1.12	1.12	1.12	67	53.4
15-May-18	08:02	Fine	25571	2.6802	2.6833	3955.29	3956.29	1.00	1.09	1.09	1.09	65	47.6
15-May-18	09:40	Fine	25655	2.6778	2.6804	3956.29	3957.29	1.00	1.09	1.09	1.09	65	39.9
15-May-18	13:00	Fine	25648	2.6803	2.6823	3957.29	3958.29	1.00	1.09	1.09	1.09	65	30.7
21-May-18	08:02	Fine	25668	2.6628	2.6677	3982.29	3983.29	1.00	1.11	1.11	1.11	67	73.4
21-May-18	10:00	Fine	25771	2.6610	2.6636	3983.29	3984.29	1.00	1.11	1.11	1.11	67	38.9
21-May-18	13:55	Fine	25751	2.6800	2.6825	3984.29	3985.29	1.00	1.11	1.11	1.11	67	37.4
26-May-18	13:00	Cloudy	25731	2.6629	2.6655	4009.29	4010.29	1.00	1.05	1.05	1.05	63	41.2
26-May-18	14:30	Cloudy	25726	2.6766	2.6788	4010.29	4011.29	1.00	1.05	1.05	1.05	63	34.9
26-May-18	16:00	Cloudy	25721	2.6676	2.6738	4011.29	4012.29	1.00	1.05	1.05	1.05	63	98.2



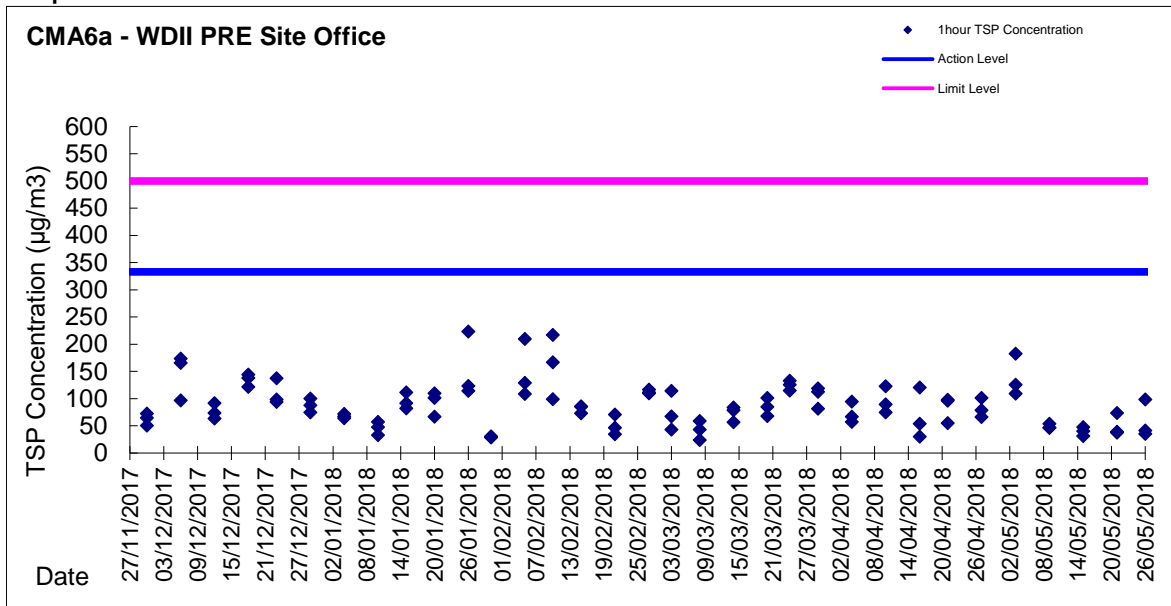
Graphic Presentation of 1 hour TSP Result for EP-376/2009



Graphic Presentation of 24 hour TSP Result for EP-376/2009



Graphic Presentation of 1 hour TSP Result for EP-376/2009



Graphic Presentation of 24 hour TSP Result for EP-376/2009

